



GROVELEY DETECTION

Groveley Detection Limited

Anchor Works, Groveley Road

Christchurch, Dorset

BH23 3HB

UK

T: +44 (0)1202 483497

F: +44 (0)1202 486658

E: sales@groveley.co.uk

Self Compensating Duct Probe SCDP

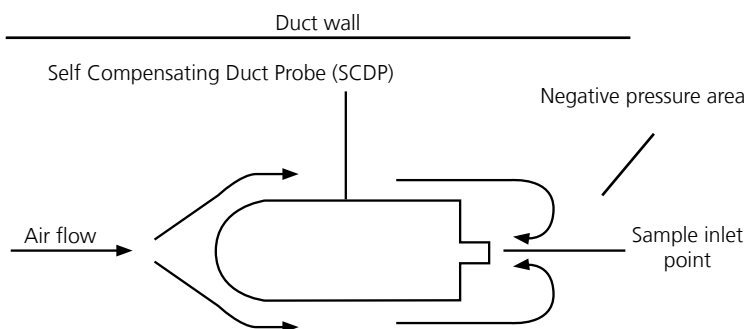
The Groveley Self Compensating Duct Probe (SCDP) has been designed to allow simple, trouble free, representative sampling of duct environments. When used in conjunction with a Groveley GD-A aspirator it provides a complete duct sampling system capable of operating in hazardous areas.

The SCDP draws a representative sample from the whole width of a duct, no matter what the flow rate or pressure in the duct. The design ensures equal volumes of sample are drawn from each duct sampling point, before combining them prior to introduction to an aspirator.

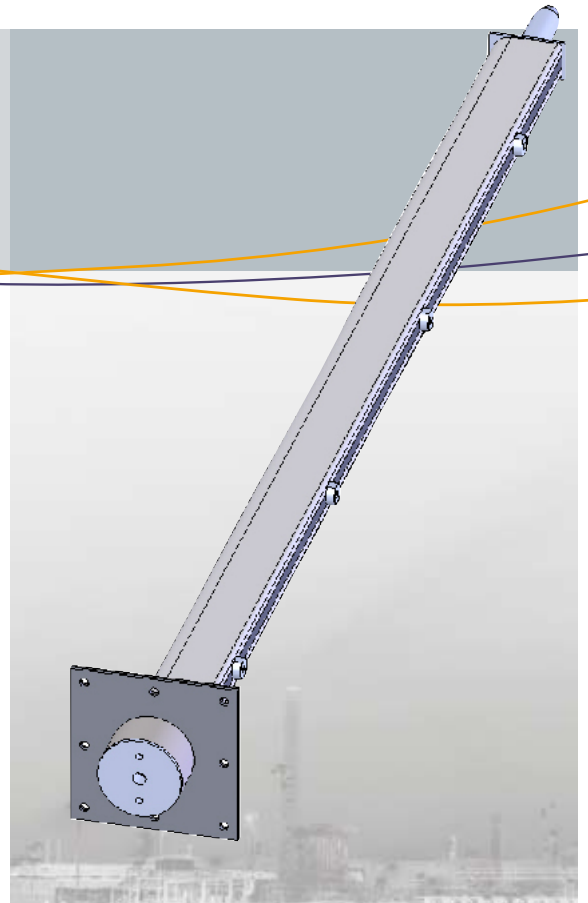
The SCDP operates on the "reverse wing" principle (see below). The contour of the SCDP creates an area of negative pressure on the opposite side to the airflow direction.

The samples are drawn from this area behind the probe protecting the sample holes from becoming blocked by particulate in the duct.

Large particles carried by the flow in the duct, which may block sampling points of traditional probes, will either be too heavy to be drawn into the negative pressure area, or will impact on the face of the SCDP. In either case the SCDP sampling holes will remain unaffected.



SCDP in Duct: Cross Sectional View



www.groveley.co.uk

*No-one ever regretted
buying quality...*

Self Compensating Duct Probe SCDP

TECHNICAL DETAILS

Construction

All external surfaces are 316 stainless steel. Internal components are either PTFE, delryn or brass which are resistant to attack by corrosive gases, Hydrogen Sulphide for example. If required neoprene sealing gaskets and delryn isolation sleeves can be provided to isolate the SCDP from the duct wall.

Dimensions

Each SCDP is manufactured to fit exactly into a customers duct up to a maximum length of 4 metres.

Operating Temperature

Standard (SCDP-S) -20°C +110°C

High temp. (SCDP-T) -20°C +185°C

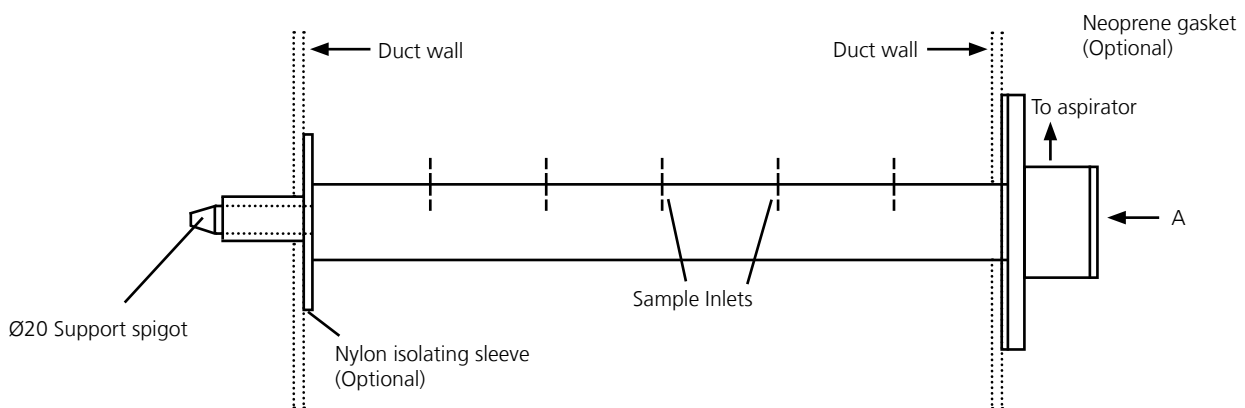
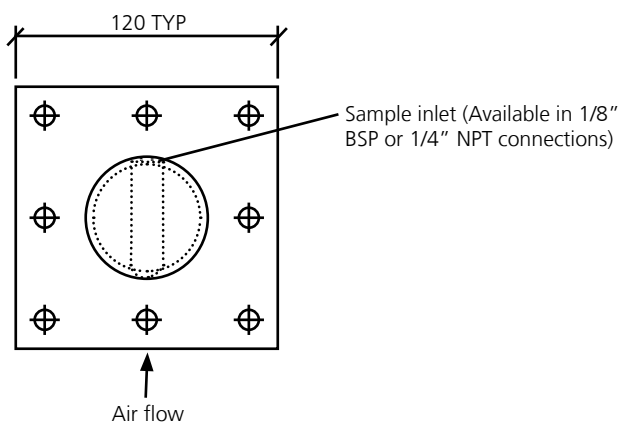


Diagram Showing SCDP Mounted In A Duct



Arrow A View

www.groveley.co.uk

*No-one ever regretted
buying quality...*